

CRAMPONS



EN 893: 2010

UIAA

Crampons for mountaineering boots
Crampons pour chaussures d'alpinisme

WARNING / ATTENTION

Activities involving the use of this equipment are inherently dangerous. You are responsible for your own actions and decisions.

Before using this equipment, you must:

- Read and understand all Instructions for Use.
- Get specific training in its proper use.
- Become acquainted with its capabilities and limitations.
- Understand and accept the risks involved.



FAILURE TO HEED ANY OF THESE WARNINGS MAY RESULT IN SEVERE INJURY OR DEATH.

Les activités impliquant l'utilisation de cet équipement sont par nature dangereuses. Vous êtes responsable de vos actes, de vos décisions et de votre sécurité.

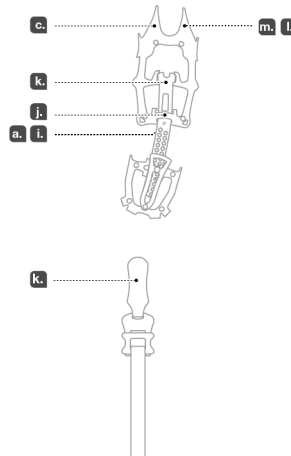
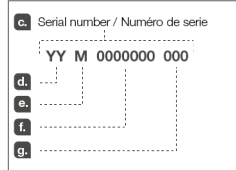
Avant d'utiliser cet équipement, vous devez :

- Lire et comprendre toutes les instructions d'utilisation.
- Vous former spécifiquement à l'utilisation de cet équipement.
- Vous familiariser avec votre équipement, apprendre à connaître ses performances et ses limites.
- Comprendre et accepter les risques induits.



LE NON-RESPECT D'UN SEUL DE CES AVERTISSEMENTS PEUT ETRE LA CAUSE DE BLESSURES GRAVES OU MORTELLES.

Traceability and markings Traçabilité et marquage



Accessories - Spare parts / Accessoires - Pièces détachées



Warning symbols
Panneaux d'alertes



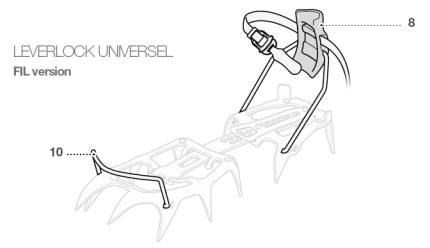
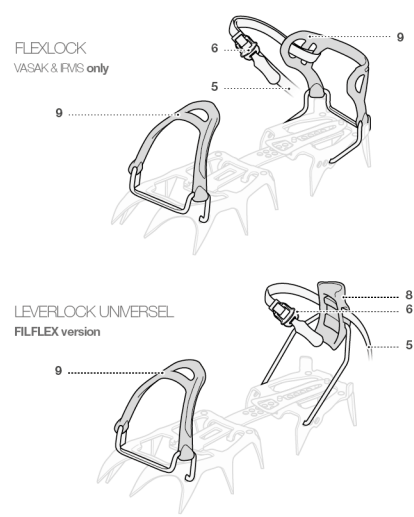
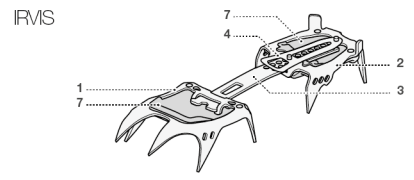
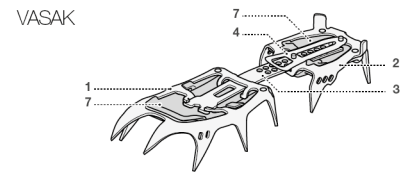
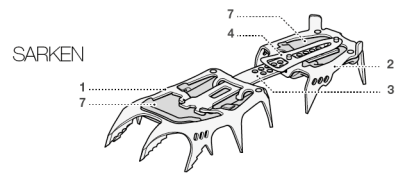
PETZL
F-38920 Crolles
Cidex 105A
PETZL.COM
ISO 9001
© Petzl



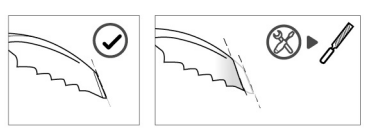
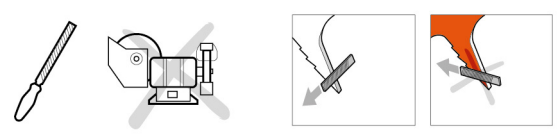
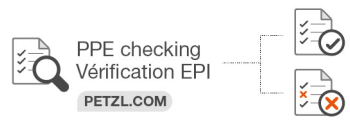
	SARKEN	VASAK	IRVIS
Points Pointes	12	12	10

1. Field of application (text part)
Champ d'application (partie texte)

2. Nomenclature



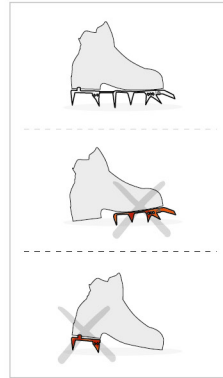
3. Inspection, points to verify
Contrôle, points à vérifier



4. Compatibility / Compatibilité

With rigid linking bar / Avec barre rigide

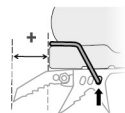
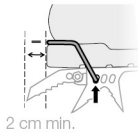
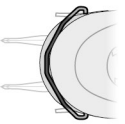
	FLEXLOCK	LEVERLOCK UNIVERSEL FILFLEX	LEVERLOCK UNIVERSEL FIL
	✓	✓	✓
	✓	✓	✗
	✓	✗	✗
	✗	✗	✓



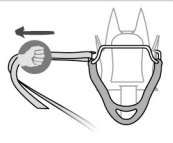
5. Fitting to your boots / Ajustement à vos chaussures

A. Adjusting the front binding system / Réglage du système de fixation avant

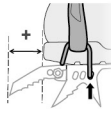
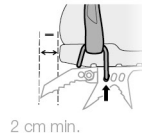
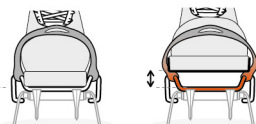
FIL



Unfastening tip / Astuce de démontage



FILFLEX

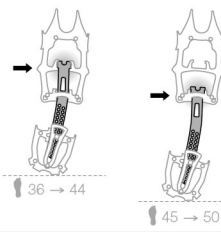


B. Size adjustment / Réglage de la taille

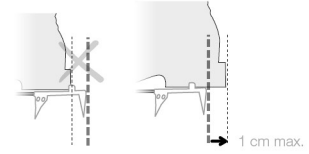
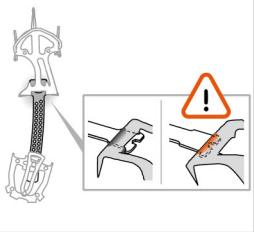
Linking bar / Barrette de réglage



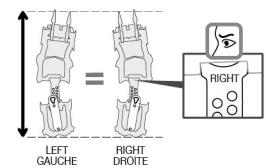
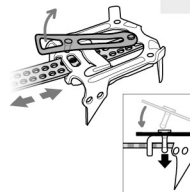
VASAK / SARKEN



IRVIS / DART / DARTWIN

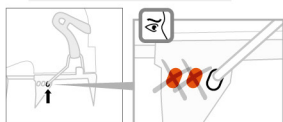


Adjustment tab / Languette de réglage

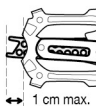
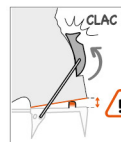
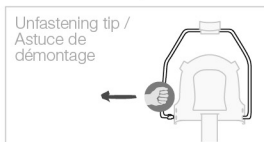
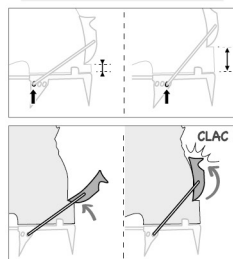


C. Rear binding system adjustment /
Réglage du système de fixation arrière

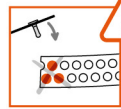
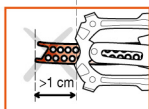
FLEXLOCK



LEVERLOCK UNIVERSEL

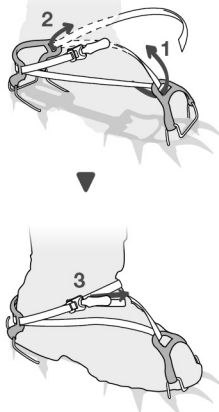


1 cm max.

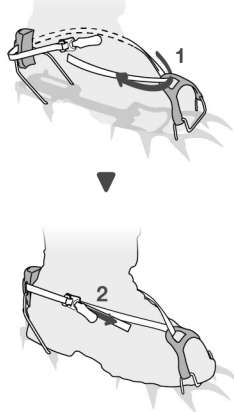


D. Strap adjustment / Réglage de la sangle

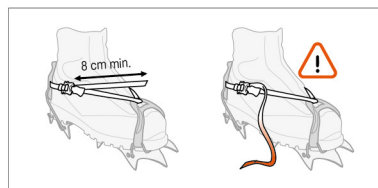
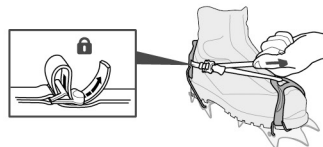
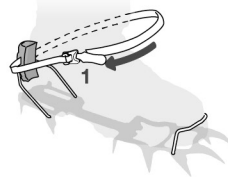
FLEXLOCK



LEVERLOCK UNIVERSEL FILFLEX

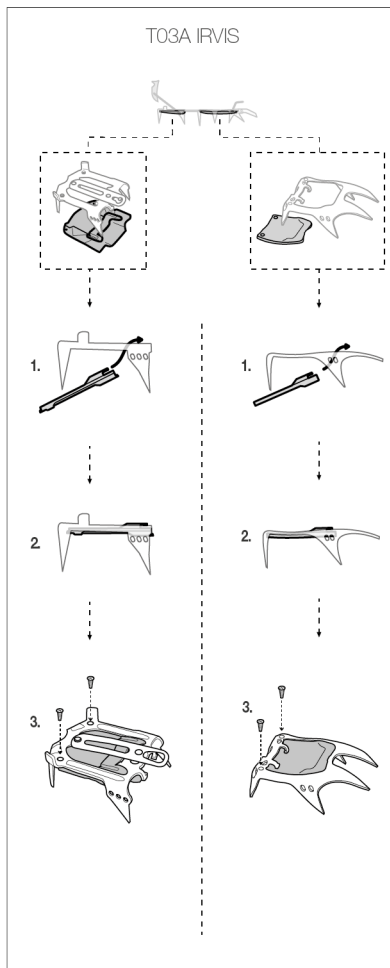
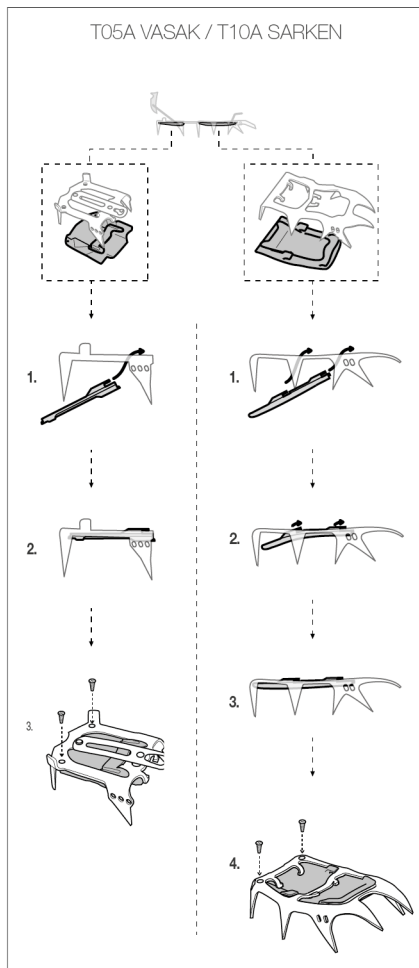


LEVERLOCK UNIVERSEL FIL



E. Function test (text part)
Test de fonctionnement
(partie texte)

6. Antibott system
Mise en place des systèmes antibottages




7. Additional information
Informations complémentaires

A. Lifetime / Durée de vie



B. Acceptable T°
T° tolérées



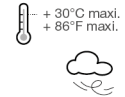
C. Precautions for use /
Précautions d'usage



D. Cleaning / Nettoyage



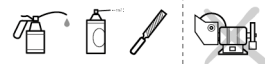
E. Drying /
Séchage



F. Storage - Transport
Stockage - transport



G. Maintenance / Entretien



H. Modifications - Repairs
Modifications - Réparations



I. FAQ - Contact / Questions - Contact

