






TECHNICAL PARAMETERS

Size: 2.27" x 1.67" x 1.46" / 57.7 x 42.3 x 37 mm
 Weight: 2.82 oz / 80 grams (including battery & headlamp)

ANSI/PLATO FL1		Spotlight				Floodlight		
		Turbo	High	Med	Low	High	Low	SOS
	Output	400 lumens	130 lumens	70 lumens	30 lumens	30 lumens	4 lumens	30 lumens
	Li-polymer	8.5 hours	12.5 hours	17.5hours	48 hours	54 hours	145 hours	72 hours
	Pairdeer Alkaline AAA	9 hours	14 hours	22 hours	48 hours	56 hours	150 hours	80 hours
	Sanyo Ni-MH AAA	9 hours	14 hours	22 hours	48 hours	56 hours	150 hours	80 hours
	Distance	76 meters	40 meters	30 meters	20 meters	10 meters	5 meters	6 meters
	Intensity	1466 candelas	420 candelas	225 candelas	92 candelas	27 candelas	6 candelas	30 candelas
	Impact Resistance	1 meter						
	Waterproof	IP66						

TWO OPTIONAL POWER SOURCES EXTEND YOUR RUNTIME

Included 1300 mAh Li-polymer battery pack

- or -

Compatible with 3 AAA batteries

1300mAh Li-polymer
battery pack

3 x AAA



*APB-20 Headlamp Gear Bag not included

BATTERY LEVEL INDICATOR

With the lamp switched off, single click either switch to check the battery status.




- ■ ■ ■ Four lights on: saturated, 100% - 80%
- ■ ■ ■ Three lights on: sufficient, 80% - 60%
- ■ ■ ■ Two lights on: poor, 60% - 40%
- ■ ■ ■ One light on: critical, 40% - 20%
- ■ ■ ■ One light flashes: 20% - 0%


DUAL SWITCHES

Quickly choose between spotlight and floodlight



LOCKOUT FUNCTION

 **Lock:** With the lamp switched off, press and hold either of the two switches, or simultaneously press the two switches for 3 seconds, the lamp will blink twice to indicate locked status.

 **Unlock:** With the lamp is locked, simultaneously press the two switches for 3 seconds, the lamp will be activated with 3 one-second blinks and activated on Low of floodlight mode.


ON/OFF


Press and hold either of the two switches to turn on/off the lamp. (Low output level is selected by default.)

MODE SWITCHING

With the light switched on, single click either of the two switches to reach the corresponding mode. (Low output level is selected by default.)

OUTPUT SELECTION

 Floodlight mode: Single click the floodlight switch to cycle through Low→High→SOS.

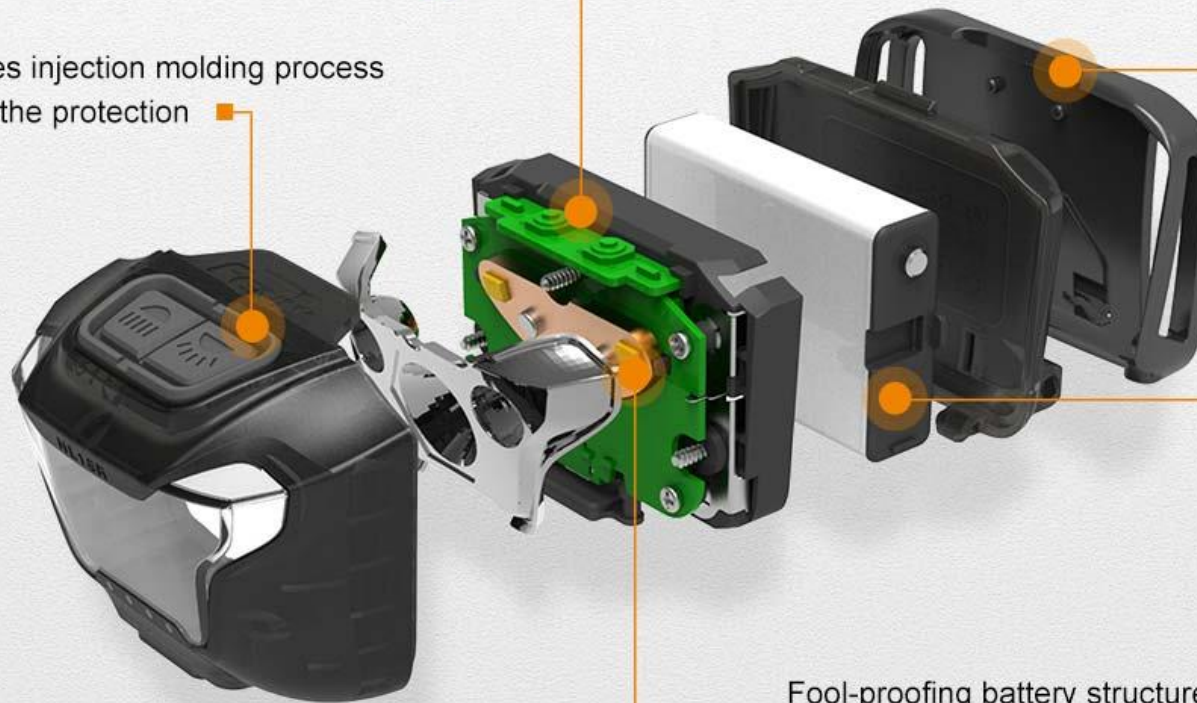
 Spotlight mode: Single click the spotlight switch to cycle through Low→Med→High→Turbo.

INNOVATIVE STRUCTURE IMPROVED PERFORMANCE

Integrated circuit and battery compartment structure
Simplifies structure and reduces weight

Three times injection molding process
Reinforce the protection

German Bayer's PC2805 headlamp holder
Withstands more than 3000 times of tests



Large-sized copper plate
Faster and better heat dissipation

Fool-proofing battery structure design
Ensures accurate battery insertion
Compact size large capacity Lithium battery pack
More lightweight than AAA battery